

Guide to correct sorting out and disposal of household waste, and collection calendar in 2017

Keyword for reduction of garbage (3R)

Let's achieve 3R for a sound material-cycle society

1. Reduce
2. Reuse
3. Recycle


● If you renew your home appliance, you can ask to dispose it to the store where you purchase it. When the product is of no use to you and you remember the shop you purchased it, you can ask the shop to dispose it. (Please ask the charge to the shop)

If you don't remember the shop you purchased the product, bring it to the designated companies by yourself. You should pay the recycling fees at the post office in advance

● If you can't bring it to the pickup station of designated companies, you may ask the collecting and shipping company to do it. In this case, you must pay collection, shipping and recycling charge. As to the collecting and shipping company, please contact the town hall Kankyo-ka

Items not to be collected by the town (1)

The town is not allowed to collect and dispose of the air conditioner, TV (Tube, Plasma & LCD), the fridge (the freezer), washing and drying machine by the home appliance recycling law.



Items not to be collected by the town (2)

The town does not collect the following items. Please request the store where you purchased them or waste collection/shipping companies to pick up.
 Personal Computer, tires, batteries of car & motorcycle, gas cylinders, motorcycle, concrete·brick blocks, fire extinguisher, stones·earth-sand·ashes, mats, bottles·cans (residuum in it) of agrochemical or specialty chemicals, fuels, oil·wax (residuum in it), medical waste (please ask medical institutions for disposal of it.)

Items not to be collected by the town (3)

All the dumping of waste by business activities (offices, stores, factories, and so on) are not collected by the town.

Bags that can be used

Transparent bags	Translucent bags (only for burnable)	Plastic shopping bags (transparent or translucent)
		

Bags that cannot be used

Black or colored garbage bags, corrugated cardboard, paper bags cannot be used

Directions (matters to be attended to)

- Please take the domestic garbage to the specified station by **8 a.m.** at the designated date.
- If you renew your bulky home appliance or furniture, please ask retail store to pick up your used one
- **Please dispose only one bulky garbage per one household every fortnight.**
- **Do not allow to dispose of a lot of garbage** in case of such as moving out. Please inquire of the Kankyo-ka in advance.
- Please keep the station clean and tidy.

Let's **keep correct sorting out-collection** and do your best to **reduce garbage**

Recycling Charges




unit : Yen

Air conditioner	TV	Fridge (Freezer)	Washing machine	Clothes dryer
1,404~	≤15in.	1,836~	≤170 lit.	3,672~
	≥16in.	2,916~	≥171lit.	4,644~
			2,484~	2,484~

☆ Recycle charge is different in manufacturing company.

Designated Canpany

Kinoshita Friend Co. 1142, Oaza Sakanoshita, Tokorozawa-shi Tel 04-2944-1896


 Remove the cap and rinse the inside with water before dumping	 Dump the articles with this mark on the day specified as papers (magazine)	 Dump the articles with this mark on the day specified as plastics for packaging
--	--	---

Miyoshi-machi Yakuba-Kankyo-ka

Tel:049-258-0019

Correct sorting out, disposal of household waste, and collection days

● Color of the leftest column shows collection day of classified garbage in your area

Garbage collecting and classification	Classification of segregated Collection	Disposable garbage	How to dispose	How often collected
Combustible	Combustible	Kitchen garbage, wastepaper, rubber and leather products (less than 30cm), leaves, tree clippings (less than 30cm) & cushions.	Placing into a transparent or translucent bag and bind it. Drain kitchen scraps of all liquid	twice a week
Noncombustible garbage	Bulky garbage	Cleaner, electric fan (desk fan), gas range (built-in hob) or the like, ski-plate & ski-shoes, furniture, rubber & leather (bigger than 30cm), bicycles, carpet, futon, zabuton, frying-pan & cooking pots, cutting board (made of wood)	Disintegrate bulky garbage such as furniture into pieces as small as possible before dumping, if possible. Be careful not to bloc traffic by dumping garbage. Labeled as waste article for disused bicycle. ※ Bulky garbage made of 90 % and more plastics is disposed as non-packaging plastic	once a fortnight
	Noncombustible garbage	Glass, chinawares empty paint & oil can cans for non-beverage, umbrella ribs, metallic toys	Place into a transparent or translucent bag and labeled paper noted as dangerous object for glass, cutlery or fragile. Paint and oil can shall be used up the contents completely	
	Hazardous garbage	Dry cells, fluorescent lamps, mercury thermometers, mirrors, disposal lighter, spray can, portable cylinder	Dry cells and mercury thermometers are placed into respective special yellow bags supplied by town office. Spray can must be used up the contents completely. Fluorescent lamps and mirrors are placed into respective transparent or translucent bags.	
Cans for beverage	Cans for beverage	Can for fruit juice, beer, sake & spirits	Remove caps, wash with water and place into specified net bag. Crush aluminum can before disposing.	once a fortnight
Used paper and cloths	Newspapers, flyers	Newspapers, flyers	Bundle each of 5 groups with cords or strings without wrapping, respectively. Cut paper pack open by scissors, wash with water clearly and dry before disposing. As to paper cloths, dispose them wrapped in a transparent or translucent bag or put off to the next time	once a fortnight
	Magazines	Magazines, paper bags and packing sheets		
	cardboards	Corrugated cardboard		
	cloth	Clothes, curtains, blanket, bedclothes & towels		
Bottles Nonpacking plastics	Nonpacking plastics	Plastic stationery, toys, tooth-brush, comb, hose, cassette tape, video-tape, leisure sheets, CD and wash basin	Place into used plastics in transparent or translucent bags except cassette · videotape in separate bag.	once a fortnight
	bottles	bottles used for and beverages (sake & fruit juice),seasoning & dressing and cosmetics	Remove caps, wash with water and place into different transparent or translucent bag, separating 'Colored' and 'Transparent · White'.	
Plastics for packaging and Pet bottles	Plastics for packaging	Cups or vessels for margarine, instant-noodle, pudding, jellies, oil, sauce, dressings, detergent & shampoo. Bags for biscuit & bread or plastic bag. Eggs boxes. Styrofoam trays. Cap of bottles & Pet bottle. Tube for mayonnaise, wasabi, toothpaste & paste.	Place into transparent or translucent bag. Cups or vessels for food, beverage, seasoning & dressing and detergent shall be used up content completely, cleaned and dried before disposing. Styrofoam shall be crushed into small pieces less than 20cm.	once a week
	Pet bottles 	Bottles with Pet mark for cooling beverages, sake and spirits, seasoning sake, soy sauce, vinegar, salad dressings	Remove caps and labels, wash with water and place into specified net bag.	